


VISUAL FIELD DEFICITS



Ⓛ temporal
Ⓛ nasal

Ⓡ temporal
Ⓡ nasal

optic nerves

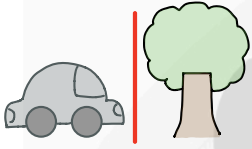
optic chiasm

optic tracts

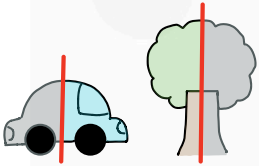
lateral geniculate nucleus

occipital lobe

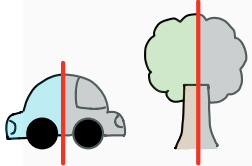
Blindness in one eye



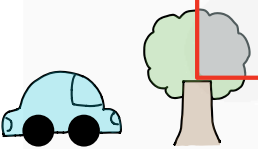
Bitemporal hemianopia (tunnel vision)



Homonymous hemianopia



Quadrantanopia



Homonymous hemianopia

